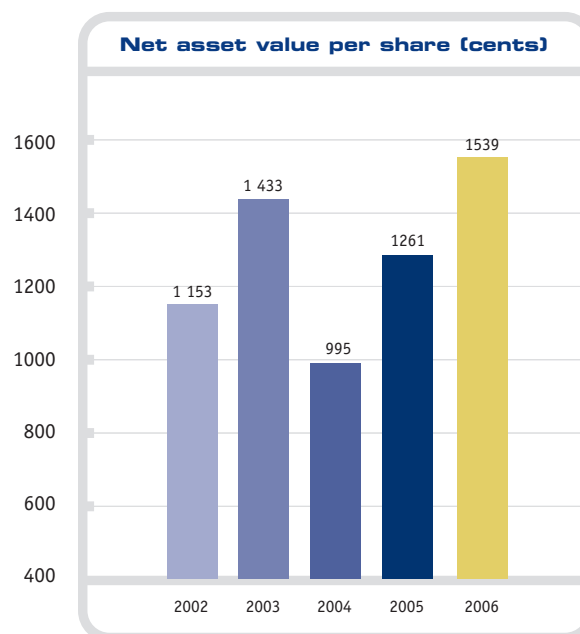
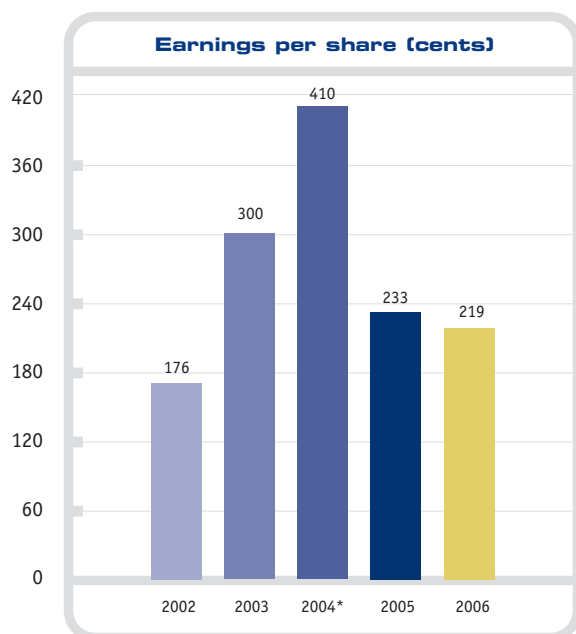
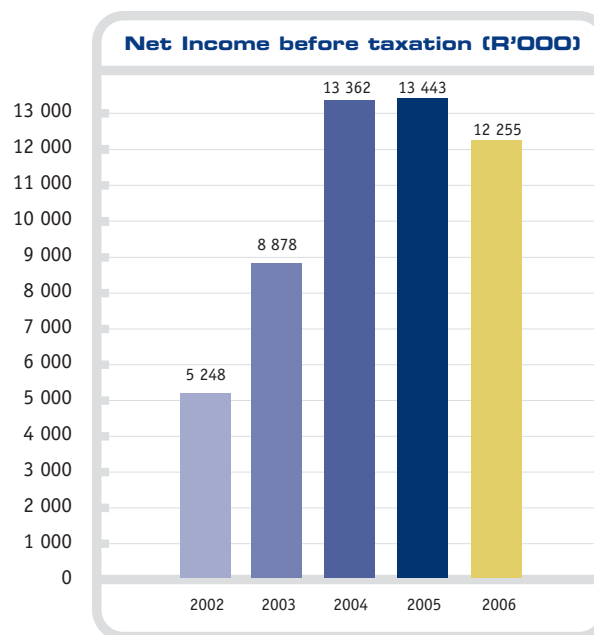
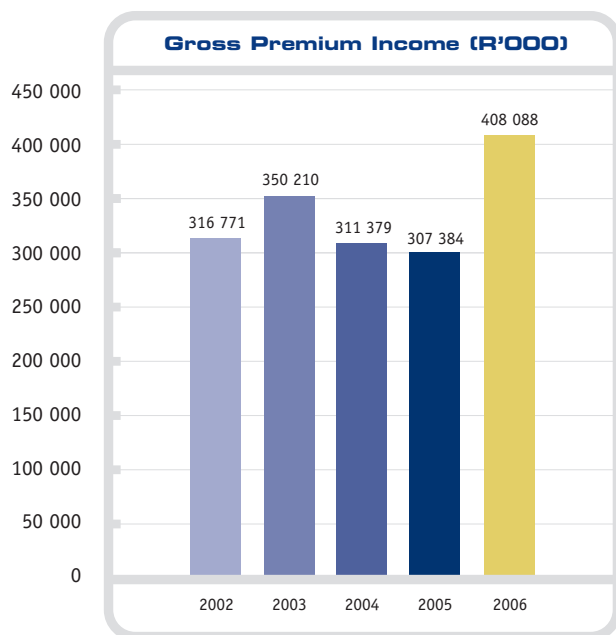


# Financial Highlights

for the year ended 31 December 2006



\*Weighted Average



# Financial Highlights

|                                                                   | 2006<br>R'000s | 2005<br>R'000s |
|-------------------------------------------------------------------|----------------|----------------|
| for the year ended 31 December 2006                               |                |                |
| Insurance Premium Revenue                                         | 408,088        | 307,384        |
| Net Insurance Premium Revenue                                     | 139,401        | 111,324        |
| Profit before income tax expense                                  | 12,255         | 13,443         |
| Investment income                                                 | 8,832          | 6,918          |
| Profit for the year attributable to equity holders of the Company | 8,766          | 9,598          |
|                                                                   | CENTS          | CENTS          |
| Earnings per share                                                | 219            | 233            |
| Dividends per share                                               | 15             | 15             |
| Net asset value per share                                         | 1,539          | 1,261          |
|                                                                   | %              | %              |
| Loss ratio                                                        | 82             | 78             |
| Solvency margin                                                   | 44             | 46             |